

# Available workforce

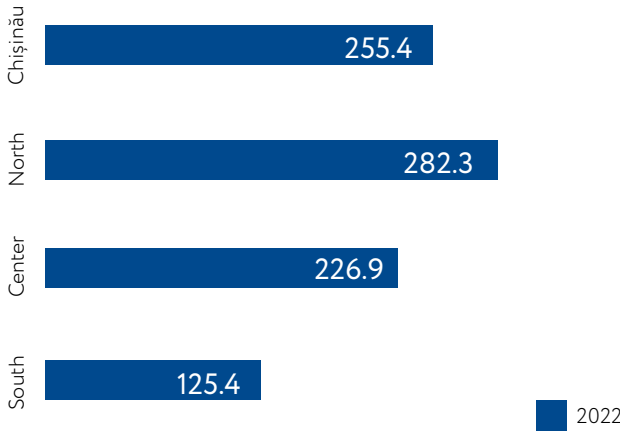
The Moldovan labor force is highly adaptable and eager to engage with international companies, showcasing a range of competencies and skills that are increasingly sought after in the global market. As of 2022, Moldova’s economically active population is around 890,000, indicative of a substantial and capable pool of potential employees.

The population is characterized by multilingualism, with an impressive 80% of the population fluent in multiple languages including English, French, German, in addition to Romanian and Russian, which are considered native.

A key strength of Moldova’s workforce is its strong educational foundation. The country’s educational system is comprehensive, with 90 vocational institutions, alongside 21 higher education establishments. Vocational education is aligned with the European qualifications framework.

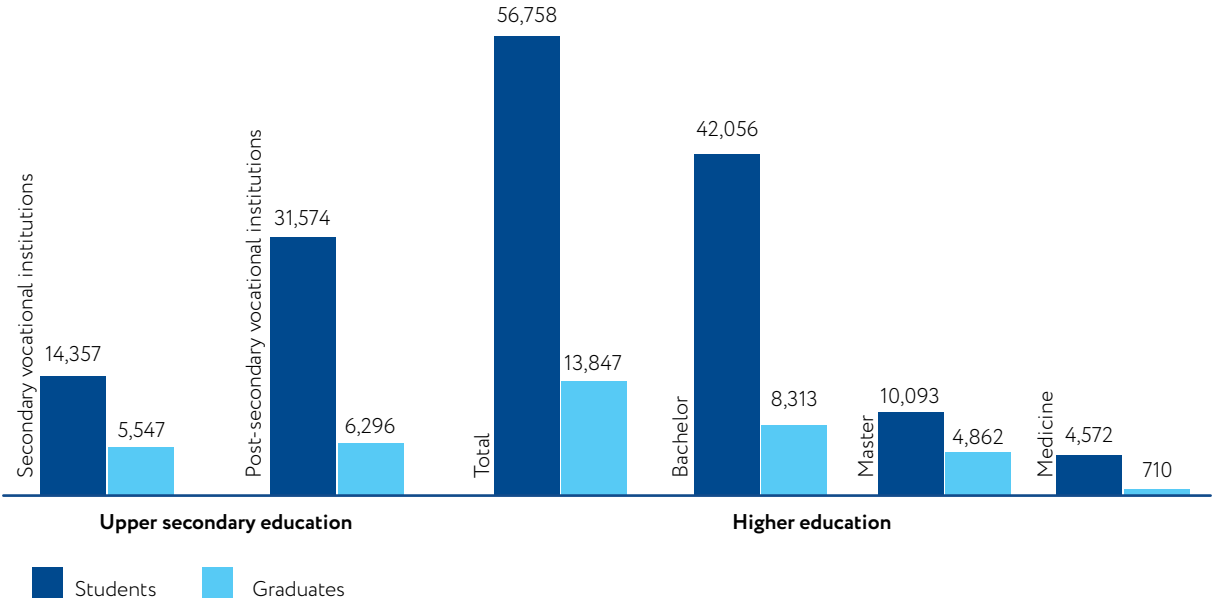
For investors, this translates to a reliable, skilled, and versatile labor force capable of contributing to business growth and innovation. Moldova’s workforce is a standout feature in the region, offering a compelling reason for investment consideration.

Active population across regions, 1,000 workers



Source: National Bureau of Statistics, Regional statistics

## Enrolled students and graduates of the upper secondary and higher education institutions, 2022/2023

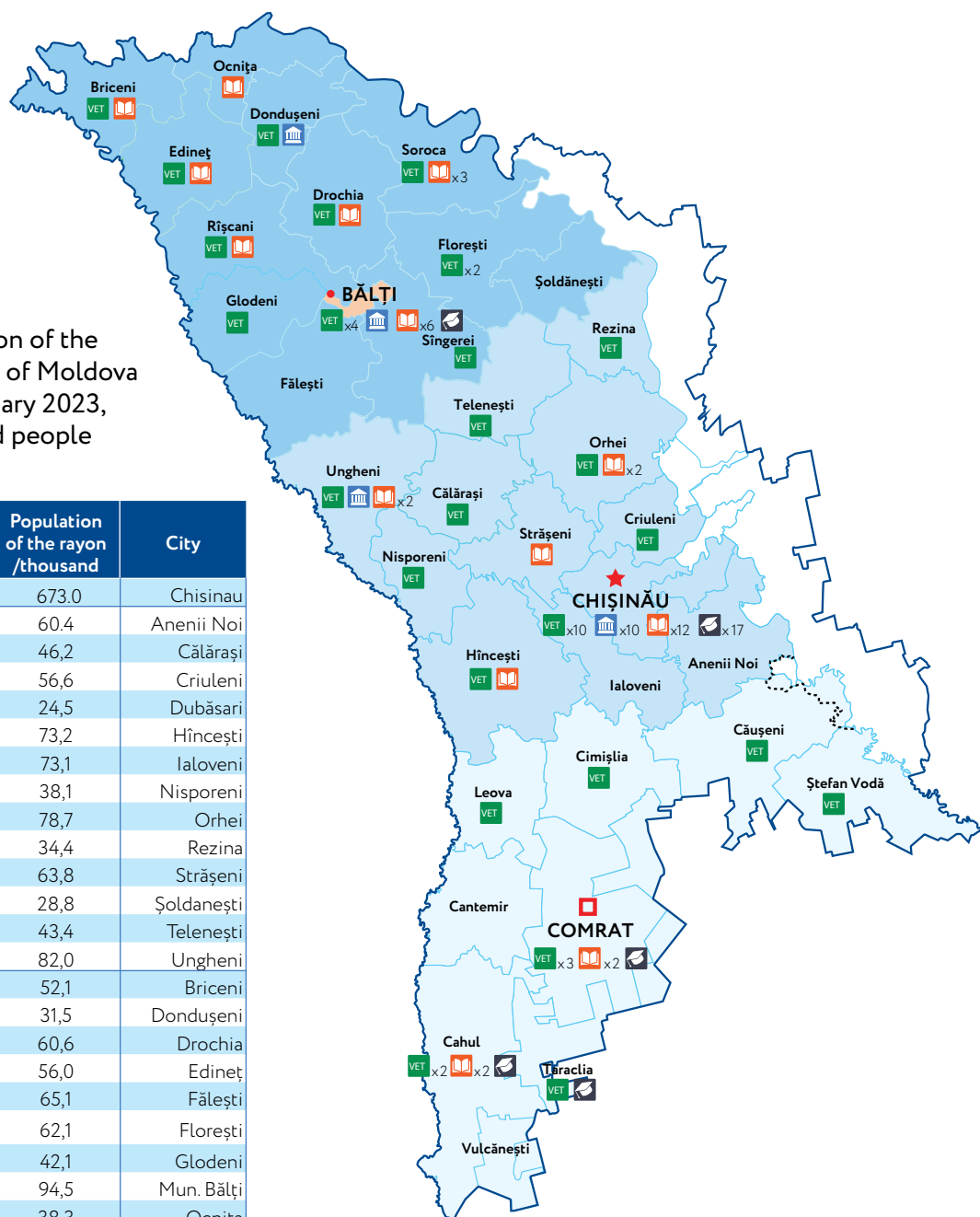


Source: National Bureau of Statistics

# Educational institutions





Population of the Republic of Moldova on 1 January 2023, thousand people

Region	Population of the rayon /thousand	City
	673.0	Chisinau
Central Region <b>703,2</b>	60.4	Anenii Noi
	46,2	Călărași
	56,6	Criuleni
	24,5	Dubăsari
	73,2	Hîncești
	73,1	Ialoveni
	38,1	Nisporeni
	78,7	Orhei
	34,4	Rezina
	63,8	Strășeni
	28,8	Șoldanești
	43,4	Telenești
	82,0	Ungheni
Northern Region <b>681,1</b>	52,1	Briceni
	31,5	Dondușeni
	60,6	Drochia
	56,0	Edineț
	65,1	Fălești
	62,1	Florești
	42,1	Glodeni
	94,5	Mun. Bălți
	38,3	Ocnîța
	49,6	Rîșcani
	65,2	Sîngerei
	64,0	Soroca
	16,0	Basarabeasca
	Southern Region <b>455,5</b>	78,6
35,6		Cantemir
63,9		Căușeni
32,6		Cimișlia
33,5		Leova
46,8		Ștefan Vodă
31,3		Taraclia
117,2	UTA Gagauzia	
<b>2512,8</b>	<b>Total</b>	



source: Ministry of Education and Research of the Republic of Moldova

## LEGEND:

-  Secondary Vocational Institutions (vocational schools)
-  Centers of Excellence
-  Post secondary Vocational Institutions (colleges)
-  Higher Education Institutions (universities)